


Kitchen Maker

Issue 55

Online



**PINK OR
PURPLE?**

Tilting arbor spindle moulder

T29

GERMAN INNOVATION AWARD '22 WINNER

GERMAN DESIGN AWARD SPECIAL 2022

ConnectControl Technology



Technology for today and tomorrow

The T29's thoroughly user-friendly, state-of-the-art control system allows the many mechanical delights of this machine to be used in an exceptionally effective and economical

way. With up to seven electronically displayed and controlled axes, the T29 makes a considerable contribution to increasing efficiency in the workshop.

MARTIN

www.martin.info

England and Wales – MWM Markfield Woodworking Machinery Ltd. – www.mwmachinery.co.uk
Scotland – AWMS Engineering Ltd. – www.awmsltd.co.uk | WS Woodmachinery – www.wswoodmachinery.co.uk
Northern Ireland – Electro Tech Machinery Ltd. – www.electrotechmachinery.com
Republic of Ireland – HIGH-TECH MACHINERY Ltd. – www.high-tech.ie

THINK PINK OR PICK PURPLE?

STATEMENT COLOURS

A RATHER unconventional colour for a kitchen, purple inspires dreaminess and sophistication and will always serve as a fashion statement. This very individualistic colour will provide an effortlessly elegant touch.

In combination with the right surfaces and accessories, purple can greatly individualize a kitchen and turn it into a real eye-catcher.

The words “purple” and “sleek” seem to go hand in hand when it comes to creating contemporary, minimalistic kitchen suites.

You may gain the impression that these fancy kitchens are afraid of getting dirty but, then again, the smooth and shiny surfaces are rather easy to clean and maintain.

There is something really special about a kitchen which uses infinitely smooth, reflecting purple finishes.

Purple is a powerful colour that can be combined with black

for an ultra modern look, or with white for a more delicate one.


A soft green, or turquoise tone in small accents can also be added without conflicting with the dominating nuance.

Yellow, the counter-colour of violet or, alternatively, a warm and bright wood finish will convey a welcoming warm tinge to a purple dominance, especially as purple can sometimes come across as pressuring, as described by some psychologists who associate it with introspection and even depression.

It would not be exaggerating to say that any space, even a small kitchen, in dark purple and black will take on a gothic appearance, but if you are seeking drama and effect then there is, perhaps no better colour combination.

Lavender, or lilac offer softer nuances that can be perceived as dreamy, pensive and relaxing and are infinitely suitable for a kitchen.

Push back the boundaries and “think pink” for a dramatic splash of colour in an otherwise monochrome kitchen.



VISIT US AT WWW.KITCHEN-MAKER.CO.UK - ONLINE MAGAZINE



Purple combines with sleek stainless steel and white for a more delicate look. Always remember to pay particular attention to the lighting fixtures, as purple will only look good with the addition of the right lighting.

In a cooking space characterised by this difficult and sophisticated colour, you should always pay special attention to lighting fixtures.

Purple will only look good with the addition of the right lighting, otherwise it might appear a tad too gloomy or oppressive even, but add the right lighting and it will come alive, offering a striking degree of glamour and sophistication.

Simple geometries, glistening glass bodies and even elementary shaped crystal chandeliers are the most appropriate choices, due to their elegance. Purple goes well with transparency and doesn't mind if it sparkles – indeed it needs to be reflected in the right light to reveal itself in its full glory.

The combination of shiny purple surfaces with their industrial appearance and the naturalness of wooden cabinets in a rough finish can also make for an interesting contrast and an improvised, eclectic effect that is gaining popularity.

Purple mosaic tiles, or matte purple kitchen tiles can be modern, but still seem rather more homely than industrial, especially when combined with wooden finishes.

Setting purple cabinetry against the background of the type of brick wall which often features in expensive city apartments converted from disused warehouses can work extremely well.

With an eye for texture, purple can be ingeniously combined with very diverse textures without an overbearing effect: one example being the combination of stainless steel, exposed brick, purple kitchen islands and the accent of shiny pans and mosaic tiles.

Elegance meets elegance in a combination of purple and

marble kitchen worktops. Such robust, but pretentious textures can be reconciled without appearing overbearing and pompous when arranged in a minimalist and rectangular kitchen suite.

Depending on the textures chosen to accompany it, this whimsical, individualistic, elegant, tyrannical, dreamy, delicate, poetic, neurotic colour will prove itself surprisingly versatile and undeniably brings personality and style into a kitchen.

On the other hand, if you want something different and equally dramatic your kitchen design, then why not think pink?

A pink kitchen provides a sure fire way to inject a boost of positivity and personality into any interior colour scheme.

It may not be an obvious choice, but if you're into bright statement colours, then a hot pink splash back could introduce the colour blast you crave.

For quieter tastes there are beautiful pastel pink kitchen cabinets that will look perfect when combined with white marble worktops.

You can also easily add the colour to an existing kitchen installation by introducing brightly coloured appliances, such as pink, or purple kitchen accessories, or even just a lick of blushing paint.

Light pink kitchen units combined with pink wall decor will look quite dramatic set atop black base units and a black floor for a highly contrasting appearance.

Add drama by using dark coloured cabinets. When we first

imagine a pastel pink kitchen, we might think of an ultra light and airy space, but kitchen units in these more subtle tones will look just as good when teamed with black, or grey cabinets and decor.

Including a dark wood dining table will help to create a balance between the two opposite ends of the colour spectrum.

Paint with light and shade. In a minimalist kitchen you can easily create visually interesting tones by using areas of light and dark.

Accessorise using pink kitchen decoration with warm metallic accents. Copper kitchen accessories will gleam and look gorgeous against blush pink.

Too much? Then just add a touch of pink. It is possible to find a hint of pink in white paints, to introduce a subtle, rosy hue to the room.

Bright flamingo pink kitchen cabinets make a wild wall of colour and yet the overall scheme can still come across as being quite calming.

A marble splash back and countertop can be used to add sophistication. Combining a black dining table and plush grey fabric dining chairs will take the colour scheme down a notch or two.

Make the most of reflection. You can introduce a subtle pink glow simply by reflecting pink flooring, or a pink kitchen rug set off against glossy white surfaced units.

Warm wood tones combined with pink provide a match made in heaven. The softest, subtlest pink units can bring introduce a hint of warmth to an all-white décor. Likewise, a single pink accent wall can add a quirky kick to a plain, open plan space.

Dress the countertops with small vases of flowers. A sugary pink pastel kitchen works well with nature's greenery.

Seeking something bolder and more daring? Go tropical! Go for it! Use bright coral pink for your feature wall, teaming it with fresh green accents to create a touch of tropical taste.

Take your pink scheme to new heights with a pink painted ceiling. This effect works particularly well in rooms with lofty ceilings, as adding colour up high can help the space appear warmer.

However, be aware that painting a low ceiling in strong colours can be overbearing and make the room appear to be much smaller than it actually is.

Strike an original note with open kitchen shelving. Why paint it white, when you can have pink?

Natural tones of wood, brown leather and woven baskets can be used to complement the pink spectrum.

Create a fabulous flooring design with flashes of pink. A traditional herringbone design floor can start off in solid natural wood tones before breaking away into planks of pink and white.

A sugary marshmallow pink kitchen island can look quite stunning. Use dark grey units behind the accent island to prevent the scheme from appearing too saccharine sweet.

Place pink against a solid black background for a seductive look. A plush black and pink floral kitchen rug can be used to make the space look positively sumptuous.

Alternate the colour of wall units to make a pattern or a free-flowing design. Blue tiles against a pastel pink kitchen make for an electric combination.

Pick out a pattern in pink. Use coral pink tiles for the kitchen splash back. A black kitchen faucet and concrete decor can be employed to balance out the sweetness.



Purple and black will take on a gothic appearance, but if you are seeking drama and effect then there is perhaps no better colour combination.

VISIT US AT WWW.KITCHEN-MAKER.CO.UK - ONLINE MAGAZINE



You can introduce a subtle pink glow by installing reflecting pink flooring. Combined with glossy white and soft grey will tone down the drama and soften the look.

VISIT US AT WWW.KITCHEN-MAKER.CO.UK - ONLINE MAGAZINE



A soft shade of green in small accents such as that which has been introduced by the installation of these pastel-coloured wall tiles can be added without conflicting with the dominating nuance.




Choosing pink for your kitchen may be a good choice no matter what age you are!



Simply adding a pink floor rug will bring the whole colour scheme together without the cost of replacing existing flooring.

VISIT US AT WWW.KITCHEN-MAKER.CO.UK - ONLINE MAGAZINE

A darker shade of royal purple is here used to effect with sleek, rounded curves and wooden accents.

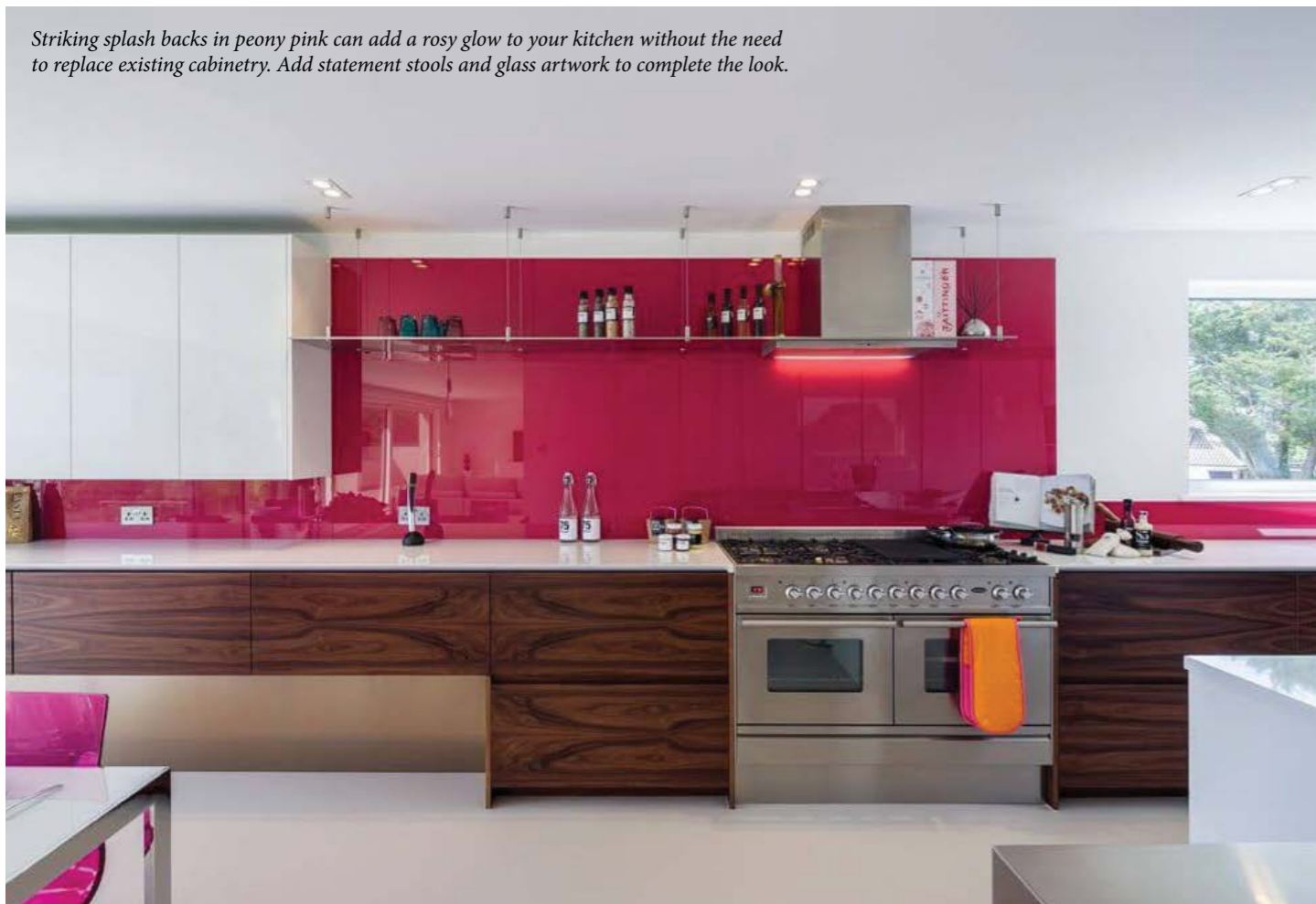


The curved lines on this purple cabinetry are complemented by simple stainless steel handles.



STATEMENT COLOURS

Striking splash backs in peony pink can add a rosy glow to your kitchen without the need to replace existing cabinetry. Add statement stools and glass artwork to complete the look.



Plum colours extend to the cabinetry and are also used in the accessories featured in this sleek, modern kitchen.

VISIT US AT WWW.KITCHEN-MAKER.CO.UK - ONLINE MAGAZINE

VISIT US AT WWW.KITCHEN-MAKER.CO.UK - ONLINE MAGAZINE



Above, simplicity of design is the keynote to the success of this modern, clean-looking kitchen. Below, purple can be ingeniously combined with very diverse textures without creating an overbearing effect.



VISIT US AT WWW.KITCHEN-MAKER.CO.UK - ONLINE MAGAZINE





Beautiful interiors always start with excellent design. At Langstaff-Ellis Ltd in Oxfordshire clients are free to choose absolutely anything they desire – all manufactured with the help of Martin machinery.



You can introduce the colour purple to your kitchen very easily. Here simple, clean, modern lines are emphasised with a lick of purple paint applied to the walls.

Pink can work equally well as an accent in an industrial style kitchen. A good idea is to continue the accents into a connected dining area, or open plan lounge.

You can add softness and depth to a painted feature wall with a rag roll wash.

Looking for a cheap and instant injection of the colour pink? Pepper a monochrome scheme with colourful pieces, such as pink bar stools, or a collection of pink coloured china.

You can lift an existing white kitchen scheme with a relatively inexpensive pink upstand, some bright artwork and a statement rug.

With a little more money to spend, you could replace your worktops with brighter options - perhaps matching up the plinths and applying decals to plain cabinetry.

Want to make another very definite statement? It is even possible to add a pink sink! Another way of putting the (pink) icing on the cake is to paint a kitchen island pink.

Isolate a single stripe of colour. A pink range cooker with matching splash back can create a shocking splash of vibrant colour.

Perfect a patchwork of pink. In an existing kitchen it is easy to add a mix and match tile splash design. In this way, you will create the kitchen equivalent of the type of patchwork quilts favoured by our grandmothers.

Pink edged wall shelves, kitchen island drawers and a single bright wall unit in a dark niche can also be used to colour the room.

Use large appliance to make a statement. A pink SMEG fridge will certainly introduce a vibrant splash of colour to even the plainest kitchen design.

Introduce colour by means of tinted glass, or boldly tinted kitchen pendant lights.

Think big! Think bold. Take a bright backsplash from the worktop right up to ceiling height.

Go for bust by introducing pink cabinets, colouring the room with tall larder units and an expanse of wall cupboards. Pink kitchen curtains add a touch of summer cheer to even the greyest day.

Remember that even a very small kitchen can be injected with bold statement colours and patterns.

Sugary pink colours will always serve to brighten up our mood, at the same time as lifting the whole ambience of the kitchen with their inherent cheerfulness.

Paint an old wooden dresser in your favourite shade of pink to introduce colour and introduce new life into a tired scheme.

There are simply dozens of ways that the colours pink and purple can be effectively used to make a bold statement in your kitchen.

Think of a Victoria plum plucked from the orchard in all its juicy ripeness! Think of a stick of candyfloss just purchased from the local fun fare!

Think think, or pick purple and your kitchen colour scheme will be certainly never be considered boring.



If creating a kitchen in which all the cabinets are purple is too much for you, then try a mixture, such as this purple and anthracite combination.



Here purple combines with sleek stainless steel appliances and the use of white tiled splash backs and a white tiled floor with darker patterned accents for a clean, modern look.

MINIPRESS TOP FROM BLUM EQUIPPED FOR THE FUTURE

MINIPRESS top is the new enhanced version of Minipress P – with even more features to aid all vertical and horizontal drilling operations within a single machine.

Horizontal drilling unit

Minipress top means only one machine for all vertical and horizontal drilling operations. The horizontal drilling unit of Minipress top allows precision drilling operations, making it useful for dowels and connectors.

Speed and depth have been enhanced, with a new feature whereby, after breaking the drilling surface, the drill will slow down, giving a much more precise and cleaner hole.

New features enable fast and accurate handling, helping you optimise your work processes, for greater precision, efficiency and quality.

Combined with Easystick for dynamic handling of the X & Y axis, Minipress top is a perfect package for all drilling operations on cabinets, doors and fronts.

Digitalised work processes

Minipress top combines with Easystick to digitalise planning and manufacturing. You can either plan directly on to the machine, or use a USB memory stick to transfer your data from Cabinet Configurator – quickly and simply. Imported manufacturing data can be easily retrieved and edited.

The Easystick computer also allows you to enter settings directly on to Minipress top. Enter the cabinet data, front dimensions, select your fittings and Easystick will calculate the drilling positions for you.

Vertical drilling unit moves automatically to the right position

Minipress top combined with Easystick automatically gives you the right stop positions.

The vertical drilling unit moves along the Y axis automatically while the work-table and ruler stay in the same position – providing a simple set-up for precise results.

Minipress top allows you to carry out centre line drilling for deep cabinets made possible by the large

depth adjustment of the vertical drilling unit (up to 350mm).

The Minipress top also has an optional full suite of swappable heads that allow for different drilling patterns.

Want to find out more? Visit www.blum.com



VISIT US AT WWW.KITCHEN-MAKER.CO.UK - ONLINE MAGAZINE

VISIT US AT WWW.KITCHEN-MAKER.CO.UK - ONLINE MAGAZINE

A TOUCH OF GOLD IN THE KITCHEN

KITCHEN furniture in gold, or with decorative elements in gold is back in style and we will soon be seeing a lot more of it. In line with this trend, Ostermann offers various matching solutions.

We are already used to the sight of gold-coloured accessories in the kitchen. In the future, you are likely to find this elegant colour choice cropping up again and again.

Ostermann has the right edgings in store to cover the narrow surfaces. Among these are ABS edgings with a real aluminium finish.

They are just as easy to process as standard ABS edgings. A thin layer of real metal gives their surface a realistic look. However, even with ABS material alone, soft gold tones can be created.

Here Ostermann experts present selected solutions that round off golden surfaces, or which can be used to highlight kitchen furniture when used as accentuating edging. All versions presented here are available directly from stock.

How to blend in pieces of gold

Touches of gold look particularly elegant set off against anthracite grey, or black. Whether you combine them with glossy, or extremely matt surfaces does not matter.

What counts is the end customer's personal taste and, of course, the setting in which the furniture is supposed to be placed. A golden edging can also be applied to dark wood decor boards, giving them a stylish finish.

With real aluminium finish: Alu Oro Cortez

With the ABS edging Alu Oro Cortez exclusive matt brushed, you get an unusual furniture edging, which is not only in line with the gold trend but, at the same time, meets the trend for matt surfaces. The metal finish gives it a particularly high-quality look.

With real aluminium finish: Alu Gold Brushed

If you prefer your golden edging to shimmer and are looking for

a quality solution, you should seek out the ABS edging Alu gold brushed. It has a high-quality real aluminium finish.

The brushed texture and metallic sheen add a warm hue. This edging is available from Ostermann in three different thicknesses (0.5, 1mm and 2mm).

Velvet gold look: ABS Edging Brushed Brass

With its fine Linea structure and its restrained, warm colour, the ABS edging, available in thicknesses of 1mm and 2mm, appears very realistic even without a metal finish.

The velvety gold shade not only matches Egger's decor board of the same name, but also goes excellently with wood decors, especially boards with a slightly reddish base tone.

ABS Edging Sierra Gold

The ABS edging Sierra Gold sports a slightly antique look, due to its cloudy colour play. It is available in 2mm thickness and perfectly matches Pfeleiderer's surface of the same name.

ABS Edging Gold Brushed

The ABS edging Gold brushed wood pore is slightly darker than the velvet-gold brushed brass variant and significantly lighter and calmer in decor than the Sierra Gold edging. With its warm gold tone, the 1mm thick edging can also be used perfectly as an accentuating edging on plain-coloured boards.

Europe's largest immediately available range of edgings

Ostermann has all furniture edgings readily available in the company's own warehouse. As stock items, they can be ordered by 4pm to be shipped on the same day.

In order to maintain this pace, the company is continuously investing in state-of-the-art storage and shipping technology.

Want to find out more? Visit www.ostermann.eu



VISIT US AT WWW.KITCHEN-MAKER.CO.UK - ONLINE MAGAZINE

DUET IN MATTE FOR A HIGH GRADE LOOK IN THE KITCHEN

KITCHEN SURFACES

SLEEK, emotive, clear – matte surfaces not only lend furniture a timeless elegance, but also harmonise to perfection with wood, stone, or metal. The focus is on the naturalness of the materials, which satiates the human longing for cosiness and warmth.

Anything that promises indulgence and added value for the senses has been undergoing a great uplift in emotional value for some time.

The kitchen furniture industry is addressing this trend. Tactile qualities and functional aspects are also vital. Here, matte finishes play a hybrid role, combining design aspects with technical advantages.

In the kitchen where it is important not to show unsightly fingerprints, or annoying reflections. Matte surfaces in various degrees of gloss and roughness offer an attractive answer to this requirement.

At this year's SICAM International Exhibition of Components, Accessories and Semi-finished Products for the Furniture Industry, Continental presented skai Perfect Solo – a deep matte furniture foil in vinyl quality.

Thanks to its innovative staynu technology, this material

impresses with excellent surface performance and thus particularly good suitability for every day use.

This is because the solid-colour matte surface features a special anti-fingerprint coating that eliminates the need for tiresome wiping.

Moreover, skai Perfect Solo complements its premium quality with highly effective scratch and light resistance, even without a protective film.

If a little less matte is what is required, the soft-matte skai Perfect Touch finish provides a viable alternative that offers a convincing performance.

This high-quality furniture foil looks neither dull nor pale, but wonderfully warm. Close up, it immediately makes its presence known as a tactile experience.

Soft and delicate, its feel confirms its high-grade visual impression, whilst also offering good chemical, scratch and abrasion resistance.

Want to find out more? Visit www.skai.com



Warm, modern, cosy: skai Perfect Touch – seen here in ford blue – looks fantastic in rustic interiors

VISIT US AT WWW.KITCHEN-MAKER.CO.UK - ONLINE MAGAZINE

NEW SOFTWARE SYSTEM FOR THE KITCHEN FURNITURE DESIGN INDUSTRY

IMAGINE a piece of software that has been tailored to a kitchen manufacturer's complete production requirements. A software solution that can be worked and reworked easily and conveniently for special designs, one-off orders, or ongoing changes to existing manufacturing methods.

Now imagine that this software could be controlled remotely via the Cloud, or used on the factory floor when required.

This is a reality for Austrian CAD/CAM software specialist, CAD+T, thanks to its innovative Configurator Professional (Configurator Pro).

The new software – which is CAD+T's first Cloud-based software system for the kitchen furniture design and manufacturing industry – offers a wealth of flexibility and different levels to its intelligence.

As well as offering the fast creation and maintenance of products, the Configurator Professional is able to scale up (vertical scaling), allowing the user to add to an existing system and boost performance, whilst the system's ability to scale out (horizontal scaling) means that there are no limits to the number of servers that can work in tandem with the configurator.

This offers great scope to kitchen makers both small and large, allowing each company to create system parameters that meet the individual requirements of their planning and production stages.

This vast flexibility is further increased through the ability of the configurator to generate graphical data and organise it into the correct fields, using both rule-based and code-based options, with data completed by parametric, or adaptive construction.

The bespoke system also benefits from a configurable user interface, which allows the user to receive CAD/CAM data, optimised part lists, BOMs and user-defined work plans in just a few simple steps.

'Our new Configurator Professional software

opens a lot of doors for our customers- especially kitchen manufacturers,' says head of development at CAD+T, Thomas Schwarz.

'There are no boundaries to design and it gives users the opportunity to combine design software and integrated servers to create bespoke, one-off pieces without any manual intervention,' adds Thomas Schwarz.

'The configurator can manipulate data and rules independently to calculate the necessary geometry needed to create a bespoke item, or special order quickly and efficiently.


'The functionality of this software, together its sheer flexibility, separates us from other software developers and it is a key area of growth for CAD+T going forward,' concludes Mr Schwarz.

Want to find out more? Visit www.cadt-solutions.com



VENEER EDGINGS FROM OSTERMANN FOR A PERFECT REAL WOOD ILLUSION

OSB boards are increasingly used as decorative surfaces. In order to seal narrow surfaces, Ostermann now offers two new edgings with OSB decor (on the right made of wood, on the left made of ABS).



FOR all those who love real wood surfaces, wood veneer edgings are still the first choice. They convince with extraordinary naturalness and protect valuable resources at the same time.

In the following article, Ostermann experts explain how to use selected veneer edgings to make veneer furniture of particularly high quality.

Ostermann provides the industry with what is claimed to be Europe's largest range of wood veneer edgings, including a selection of 60 different wood types and edgings in widths of up to 55mm, directly from stock.

The edgings are available in different thicknesses from 0.5mm (one layer) to 3mm (six layers).

For easy processing, a bonding agent is applied to their reverse side. Upon request, the veneer edgings are also available with hot-melt adhesive coating.

For real wood enthusiasts, the Ostermann experts recommend a combination of two special veneer edgings on one board.

In solid wood boards, the longitudinal sides show a different grain than the face edges. The same effect can be created with veneer edgings.

For this purpose, the Ostermann experts have in their range two special veneer edgings, namely the wood veneer edging European Oak and the matched wood veneer end grain edging European Oak.

When processing a European Oak veneer edging along the course of the decor – and applying a matching end grain edging at the face side of the board – the furniture will hardly be distinguishable from a solid wood board.

More selected highlights

Besides veneer edgings made of classic wood types, Ostermann supplies many unusual timbers, such as Bird's Eye Maple, or Siberian Larch. Additionally, there are many modern interpretations of the material.

Particularly noteworthy is Oak Stonewashed sanded. The veneer edging with the so-called stonewashed design combines the conventional wood material with a modern used look.

Special eye-catchers are oak veneer edgings in split wood, woodworm, wave and a sawn look.

These have a three-dimensional surface finish, making them not only a visual, but also a tactile highlight. One fine example is the veneer edging Smoked Oak Dark Sawn Look.

All edgings delivered within 24 hrs

Besides the wide selection of wood veneer finishes, Ostermann supplies edgings made from materials such as ABS, melamine, acrylic, aluminium and real wood.

The edgings match the surfaces of more than 70 different board suppliers from all over Europe. Stocked goods ordered by 4pm will leave the warehouse that same day.

For particularly realistic and high-grade veneer furniture, the Ostermann experts recommend the end grain edging European Oak (Part no. 073.4200.) at the face side and the wood veneer edging European Oak (Part no. 070.4200.) at the long side.



Want to find out more? Visit www.ostermann.eu

VISIT US AT WWW.KITCHEN-MAKER.CO.UK - ONLINE MAGAZINE

VISIT US AT WWW.KITCHEN-MAKER.CO.UK - ONLINE MAGAZINE

MAINTAINING A GOOD EYE FOR KITCHEN FURNITURE EDGING

OFTEN underestimated, the creative part of creating Ostermann furniture edgings is an interesting process.

The development of a new edging includes far more than just transmitting a décor from a board to an edging.

The Ostermann experts inform about the challenges they are regularly facing when developing an edging décor.

Whether it is a new colour, or a décor that makes it necessary to develop a matching new ABS edging: the transfer from a chipboard, or an HPL product to the kitchen furniture edging requires a great deal of experience and a good eye.

After all, the properties of the board's surface finish, such as embossing, gloss level, colour values, as well as all classic décor elements must be transmitted to the ABS edging material. And that is by no means all.

From a décor paper to ABS material

The first challenge is posed by the different materials. You must convey the basic colours of the décor paper as accurately as possible to the ABS material, knowing full well that the material properties of plastic are quite different from those of paper.

With plain colours, the art is to reproduce the structure of the surface finish and the gloss level exactly. With décor edgings, there are additional requirements.

Vivid décors – a challenge

Modern wood décors convince with their vivid print designs with knotholes, inclusions and large-scale grains.

The challenge of developing a new edging is to work out the individual elements of the décor and transfer them

harmoniously on to the edging. After all, the best edging is always the one you don't see.

Why light is so important

During the development of their edgings, the Ostermann experts are always aware of the effects of light and light refraction on the edging.

The edging is a vertical surface and the light refracts differently on it than it does on the horizontal board surface.

The perfect effect of an edging, combining touch, gloss level and colour, is only achieved when the edging is applied to the board.

Feel it – transfer of haptics to the edging

The thicker an edging, the better you can transfer tactile elements from the large board surface to the narrow surface.

For an embossing, however, you must always also have in mind to lay out the right basic colour for the edging.

From the first draft to a perfect edging

As you can see, there is plenty to be considered when developing a matching edging for a surface.

The Ostermann experts rely on a competent décor management team to monitor and support the development of edgings from the first draft to the finished edging.

There is plenty to consider in the development of new edgings. With more than 30 years of experience, the Ostermann experts stand for truly professional décor management.

Want to find out more? Visit www.ostermann.eu



VISIT US AT WWW.KITCHEN-MAKER.CO.UK - ONLINE MAGAZINE

SPACE PLUG

An Award Winning Innovation Company

A Revolutionary Fixing

Say hello to perfection and goodbye to L brackets, fixing screws, access holes and cover caps. **Drill once** per unit and let our **adjustable spacer fixing** do the rest by **bridging the gap** to create a fast, solid and professional fixing!

Our **one fixing** is perfect for saving time and wasted money on additional hardware.

It really is that simple.



Over
6 Million
Sold Worldwide

**Adjustable
Spacer
Fixing**

www.space-plug.com

0333 210 0860 © plugs@space-plug.com



HAFELE LAUNCHES BESPOKE TIMBER DRAWER SERVICE

HAFELE UK has launched a high-quality, bespoke timber drawer manufacturing service to save kitchen furniture-makers valuable time.

Through the service, customers can order hand-made, solid timber drawers personalised to their needs and complete with full dovetail joints, usually with a turnaround of just two weeks*.

The Hafele bespoke timber drawer service is completely made to order, meaning that customers can tailor their requirements against a long list of design and personalisation options.



These include choice of timber, finish and size, along with: shaped sides; flat, or stepped top and notching and drilling for runners.

For the ultimate in personalised design, the drawers can also be router- or laser-engraved to feature the company's brand and logo.

As part of the service, Häfele promises exceptional standards of craftsmanship, with the drawers hand-made in the UK to the highest standards of engineering and finish.

The company also provides a quick turnaround, with a price returned within one working day of receiving a brief and the fully personalised drawers delivered within 10-15 working days.

'With demand for tradespeople to carry home improvement jobs probably at an all-time high, we know joiners and furniture-makers sometimes don't have enough hours in the day to craft hand-made bespoke drawers,' says category manager – furniture construction, Hafele UK, Justin Crofts.

'When creating the service, we wanted to offer a genuine alternative for customers. As such, quality and precision are at its heart, with drawers made to the same excellent standards as if the customer had made the product themselves,' adds Mr Crofts.

Launched only recently, the service is already proving popular, with many customers taking advantage of the efficient, high-quality offering.

'While the service is still relatively new, it has gone down extremely well with our customers,' adds Justin.

'Users have been really impressed with the quality of craftsmanship, as well as the turnaround and wide variety of options,' he adds.

Bespoke timber drawers are just one product offered through Häfele to Order - a service which enables customers to order from a range of products that are cut, packaged, labelled and delivered to their exact requirements.

Want to find out more? Visit www.hafele.co.uk



VISIT US AT WWW.KITCHEN-MAKER.CO.UK - ONLINE MAGAZINE



VISIT US AT WWW.KITCHEN-MAKER.CO.UK - ONLINE MAGAZINE

STYLISH SHELVING FOR THE KITCHEN

THE time that we spend together in the kitchen is precious. It's a place where we cook and eat but, above all, where we enjoy life.

That's why we like to put things that we use every day (and our favourite things that are close to our hearts) out on show – perhaps on stylish wall shelving, such as the next125 Framewall.

With its beautifully built, onyx black aluminium frame, this elegant wall shelving is a superb design feature for the kitchen.

It provides plenty of storage space, providing every kitchen a certain “je ne sais quoi”, whilst enabling the kitchen design to be tailored to individual requirements.

The back panel can be decorated using different materials – plastic, Fenix, lacquer, glass, veneer, or ceramic – and so be perfectly adapted to the surrounding furnishings.

For those who prefer a harmonious atmosphere, it is also possible to incorporate mood lighting into the unit.

A choice of Emotion LED light bands, or fully backlit, white acrylic glass add light and give an impression of spaciousness.

Whether you want to convert the wall into a “hanging bar”, or you are looking for a storage solution for kitchen utensils that's pleasing to the eye, whatever you need it for, the next125 Framewall can be fitted with different organisational elements to

provide a home for spices, glasses and knives and all manner of other items.

A real eye-catcher in the kitchen: the next125 Framewall provides a stylish space for storing both ornamental and practical objects.

next125 is Schüller's international premium brand. Attention to detail is synonymous with next125 kitchens. The company was founded in 1966 and has developed over the past 50 years into a specialist for individually designed kitchens which are “Made in Germany”.

Inspired by the structures of the Bauhaus movement, next125 combines craftsmanship, technology, design and architecture at the highest level with the latest industrial manufacturing techniques.

The result is exceptionally elegant kitchens for quality and design-conscious customers in the mid-range and upper market sector with excellent value for money.

The next125 products have already been awarded a number of design prizes, such as the German Design Award or the Red Dot Award.

Want to find out more? Visit www.next125.com

FLOATING SHELVES IN THE KITCHEN

FLOATING wooden shelves work well in a kitchen and you can choose the shelf length that suits you best.

They are available in a wide variety of colours and finishes to match, or contrast with your existing kitchen décor.

They usually come with all the necessary fixtures and fittings, making the task of installing them on your kitchen walls as simple and easy as possible.

Some floating wooden shelves can only be installed on to solid walls. However, if you're looking for smooth wood shelving that can be put on to plasterboard walls and other non-solid walls, many companies produce a choice of hand-made wooden shelving, which can be paired with a range of carefully chosen hand-made and cast iron metal brackets.

If you are looking for the perfect pieces to accessorise your new shelves, you can choose from a selection of wooden chopping boards and other kitchenware, as well as planters and food canisters - perhaps including a couple of tall glass jars for the likes of spaghetti, which is difficult to store in normal-sized containers, as well as a selection of personal decorative items. The choice is yours!



VISIT US AT WWW.KITCHEN-MAKER.CO.UK - ONLINE MAGAZINE

A real eye-catcher in the kitchen: the next125 Framewall provides a stylish space for storing both ornamental and practical objects.



VISIT US AT WWW.KITCHEN-MAKER.CO.UK - ONLINE MAGAZINE

NESPRESSO'S CREATISTA UNO COFFEE MACHINE A GOOD BUY ? - NOT ACCORDING TO MANY CUSTOMERS

HERE are just a few of the recently posted customer comments which appear on Amazon:

- It makes the same quality Nespresso coffee as a device costing much less than half the price. (Creatista Uno 402.40 euro as opposed to 183.26 euro for the Nespresso CitiZ on Amazon).
- Don't ring the helpline!
- Nespresso are very unhelpful.
- Poor communication and non-existent customer support.
- Absolutely awful and useless advice (provided by Nespresso).
- The help line talked about turning a dial which our machine doesn't have!
- Very disappointed in this model.
- It is very temperamental.
- Machine was returned (following repair), but the same problem exists.
- We are sending it back for a third repair.
- Now on our 4th week without our machine.
- After 5th repair, the machine was returned with the same fault.
- It came with a 2 year warranty, but it's become so unreliable that once the warranty expires, I can't see it being usable.

- Be prepared that it's only really fit for use for ... 1 year.
- Having used it once, it demanded to be cleaned.
- Confusing instructions.
- Milk frother overflows.
- It is noisy, mine broke on day 1 (leaking water everywhere).

I confess. I am a coffee addict. So is my partner. We are a couple of coffee junkies and not just any coffee either - nothing but the best and Nespresso has always been our preferred choice for our several cups of coffee taken throughout the day.

Neither of us can set ourselves up for work in the morning without our regular caffeine fix and it is not just an early morning habit either. A single cup of coffee each to start the day? No, it is usually two.

Come around 11am and we are both ready to top up our caffeine levels and then there is always the need for a further mid-afternoon cup of our favourite beverage. Again the evening meal would not be complete without a cup of coffee to round things off.

Not for us a jar of instant coffee! No thank-you.

Like all addictions, it is not cheap - especially at Nespresso prices with a single standard-sized capsule costing around 42 euro cents. Less than half a euro for a cup of coffee may not seem very much, but multiply that by two people, multiple that by the fact that,

between us, we normally get through around 10 cups of coffee a day and that is a daily spend of 4.20 euro - that's 29.40 euro a week or, to put it another way, a staggering amount of over 1,500 euro a year.

That's a big spend, especially at a time when we are all struggling to deal with the rocketing price of our weekly shop!

Nespresso is owned by Nestle (Nespresso - get it) - a multi-million pound company producing a wide range of foodstuffs and beverages.

With a coffee drinking habit like ours, we certainly do our bit to keep Nestle share-holders happy. Nespresso has a membership club and its somewhat elitist imagery is all part of the marketing strategy.

I personally enjoy Nespresso membership in the UK, the Republic of Ireland, France and Spain, regularly purchasing Nespresso capsules from Nespresso boutiques primarily when visiting Edinburgh (for the UK), Dublin, or Belfast (the Republic of Ireland and Northern Ireland), Toulouse (when visiting France) and Cartagena (whenever I am in southern Spain), as well as ordering further supplies online, or by making a telephone call to Nespresso to place an order. So all in all, I am a pretty good ambassador for the Nespresso brand.

In my experience, a basic (and much more competitively priced) Nespresso

coffee machine normally has a life expectancy of around 2/3 years - so, over a period of time, I have also purchased a good number of Nespresso coffee machines.

Immediately after Easter 2022, the Nespresso machine I use at my home in the Republic of Ireland finally spluttered to a halt and was no longer dispensing coffee in the right quantity, nor at the correct temperature. Time to buy another new machine.

I telephoned Nespresso Ireland and explained that I needed to purchase a new machine (I live in the beautiful, but remote County Donegal, so it was not a case of being able to easily pop into a nearby electrical shop and purchase a replacement).

Working in conjunction with various electrical manufacturers, Nespresso is always bringing out different models, each of which is afforded a (usually posh sounding) moniker and, even for someone like me, it is difficult to keep pace with all the different machine names.

I spoke to a young gentleman who immediately informed me that Nespresso currently had a special spring offer on a machine called "Vertuo Plus". At just 89 euro, it seemed like a bargain, especially as he was keen to point out, it came with a free coffee milk frother and 50 free capsules (worth around 20 euro).

I quoted my Irish Nespresso membership no, which permitted him to immediately see my address and (presumably) my recent purchasing history.

Now, as I admitted earlier in this article both my partner and I are ardent Nespresso coffee fans, regularly purchasing Nespresso coffee capsules, but not just any of the 20 or so different types (including various special editions).

Over the years, I think we have tried them all, but we always return to our favourite "Arpeggio" and, just for a change, from time to time we also enjoy tickling our taste buds by purchasing the vanilla flavoured variety aptly named "Vanilio".

Could those 50 free capsules all be "Arpeggio" I asked him, pointing out that (apart from the occasional vanilla craving), we never drank anything else and which, presumably, he could see for himself from our ordering history.

"No", I was told. The 50 freebies had to be a selection chosen by Nespresso. Never mind! Not one to look a gift horse in the mouth, I confirmed my purchase and offered my credit card details.

Before concluding the order, I was asked whether I wished to add any coffee capsules?

"No," I replied, I have a large stock at the moment, I just need a new machine to go with them.

My order was duly placed.

Would I be at home on the scheduled delivery date?

"Yes," I confirmed but, if I had to go out for any reason, would the Nespresso salesman notify the delivery company to please place the parcel inside my

(unlocked) garage, where it would at least be out of sight.

So far, so good!

A short while later, on checking my emails, I received notification that my new machine would be delivered to me on the scheduled delivery date and I was supplied with the Tracking No.

In the knowledge (and the emailed) confirmation of the April 21st 2022 delivery date, I knew that there was no chance of the parcel being delivered on the previous day and that I should be able to sign for the delivery myself.

On Wednesday April 20 I was due to be out for most of the day. On my return (and clearly visible from the bottom of my driveway) was a large parcel emblazoned with the word "Nespresso", which had been left on my doorstep, where any passer-by could have helped themselves to it!

Clearly, the Nespresso salesman had failed to pass on my instructions to put the parcel in my (albeit unlocked) garage where it would be out of sight of anybody passing by!



Nespresso coffee capsules come in a wide variety of strength and flavours, but are very much more expensive than compatible Starbucks and supermarket own brands, which can be purchased for less than half the price.



According to a number of disappointed users, Nespresso's Creatista Uno coffee maker is temperamental, unreliable and noisy.

Never mind, at least I had my new coffee and I could assuage my caffeine cravings using one of my stock of favourite “Arpeggio” capsules, couldn’t I?

Wrong!

You see, the particular model which I had unwittingly purchased only accepted a different size and shape (and considerably more expensive) type of coffee capsule - typically retailing at around 69 euro cents each as opposed to around 42 euro cents.

Surely though the newly launched - visibly much larger and more expensive Nespresso coffee capsules contain a larger helping of coffee?

No, weight for weight, they contain exactly the same amount - 40ml per capsule.

So you are paying an additional 27 euro cents for exactly the same amount of coffee.

Could I buy similar coffee capsules any cheaper? Most certainly! Starbucks have a similar (but more limited) offering with each unit costing around 35 euro cents. Aldi coffee capsules can be purchased for a unit price of just over 19 euro cents - that’s less than half the price of Nespresso’s standard capsules.

Remember that annual coffee capsule bill of over 1,500 euro per annum for Nespresso’s coffee capsules? Using the new machine, that bill would be going up to over 2,500 euro per annum.

Strangely enough, the salesman neglected to point out that this was a consequence of purchasing Nespresso’s “bargain” machine on its special spring offer!

It has to be said that although I normally always purchase my coffee capsules from Nespresso, from time to time, if I have forgotten to place an order, I have always had the option to buy the cheaper capsules available from most supermarkets. Do those same supermarkets offer the same range of the new capsules?

In a word “No”.



This basic Krups/Nespresso coffee machine was picked up for only 7.50 euro in a charity shop and is still going strong long after not just one, but two Nespresso Creatista Uno machines each costing over 400 euro have given up the ghost. It all goes to show that bargains are still to be found and this machine makes a cup of Nespresso coffee that tastes just as good as one made using a new machine costing over 50 times the price.

Use the new machine with its different capsules and you are almost forced to buy them from Nespresso (and don’t forget the inflated price).

Of course, increase my annual coffee budget by over 1,000 euros and I can at least still indulge myself with my favourite “Arpeggio” and “Vanilio” coffees, can’t I?

Wrong! The new capsules don’t come in those varieties - another fact which the ardent Nespresso salesman failed to point out.

So I had a “bargain” priced machine - the ownership of which would force me to spend over 1,000 euro per annum more on my coffee fix and a large quantity of capsules which I could not use.

Nespresso’s marketing strategy 10 out of 10. Customer satisfaction (to coin that usual summary on Eurovision song contest marks for the United Kingdom entry) “Nul points”.

When is a “special offer” not very special at all (and certainly not a bargain)? Answer: when it is being offered to its loyal customer base by Nespresso.

I telephoned Nespresso and asked if their parcel delivery service (scheduled to be calling at my home that day anyway) could, instead of dumping a machine on my doorstep when there is clearly nobody at home, collect the very same machine still containing in its original packaging, because I would like my money back please.

... and please don’t imagine that I would be returning the free milk frother... as Nespresso forgot to include it, despite the fact that it was being promoted on the Nespresso website with the words “... WITH A MILK FROTHER ON US”.

On learning of this unfortunate saga, Nespresso’s customer experience manager, Andrew Bowman wrote:

“We were very sorry to hear of the issues Mr Emslie experienced when ordering their new machine. As a gesture of goodwill, we have offered Mr Emslie a new machine... and 150 capsules”.

Adding that: “We always want our customers to have an excellent coffee experience with Nespresso” - something which, according to the number of complaints about the Creatista Uno machine detailed by Amazon customers doesn’t appear to be happening.

A major cause of complaints by Amazon customers seems to centre around the machine’s overly frequent need for descaling (even in areas of the country renowned for their soft water supply), the confusing instructions for doing so and the simple fact that, following the lengthy and complicated process of descaling, the machine refuses to make a single cup of coffee.

Mr Bowman wrote wishing me “well with your new Nespresso machine and capsules”. That would have been all well and good if it had not been for the fact that (like other users before me) following the process of descaling, the machine declined to produce so much as one further cup of coffee!

As one disgruntled owner wrote: “Ours didn’t come with the water hardness stick and the instructions are confusing when on the second day having used it once, it demanded to be cleaned. Given we live in a very soft water area, it would be better if they (Nespresso) simplified the cleaning instructions ...”

At least we were more fortunate in that the new machine presented to us free of charge by Nespresso (as a gesture of goodwill) lasted a full five months before it demanded to be descaled and then subsequently threw in the towel as far as making us a cup of coffee was concerned.

Dare I add that for one month of those five, my partner and I were taking our annual four-week holiday in Spain.

Did we consider taking our Creatista Uno machine with us in the car when travelling to our apartment in Spain? The answer is “No”: it would have taken up far too much space. As one complainant writes “this is a big (and noisy) unit on the (kitchen) work top.

So what are we left with? What, in the writer’s opinion, is an overly priced SECOND machine presented to us by Nespresso as a

gesture of goodwill, but one which, after only a few weeks use, is no longer fit for purpose.

The good news however is that we still get to drink a decent cup of Nespresso coffee in the morning. How come? I walked into a local charity shop the other day and, lo and behold, being offered for sale for the princely sum of 7.50 euro was a (somewhat elderly) Krups machine (compatible with Nespresso coffee capsules).

I am not sure as to its exact vintage, but it still performs perfectly, makes as many cups of coffee as we require of it on a daily basis and is not constantly demanding to be descaled and then promptly refusing to make us a cup of coffee.

Our verdict on the Nespresso Creatista Uno:

- Overpriced.
- Unreliable
- Disappointing.
- Temperamental.
- Confusing instructions.

In short, totally unfit for purpose.


We asked Nespresso’s Nadia Moore for a response to this article. Her reply was simply that “We will not be adding any further comment” adding only that “a member of our customer care team would like to give you a call... to help you to resolve this issue”.

I also requested the company’s suggestion as to exactly what we do with the SECOND broken down Creatista Uno machine, which has now been consigned to the back of a kitchen cupboard where it is taking up a great deal of space:

At the time of going to press with this article all that had been received was a very unsatisfactory call from a Nespresso customer service representative, with no resolution having been made other than the offer of a repair, which I rejected as, in my opinion, the machine in question is simply not fit for purpose. So there we have it - a coffee machine that costs over 400 euro to purchase gathering dust in the kitchen cupboard.



In 2022 the Vertuo Plus coffee and espresso maker was voted as the best overall Nespresso machine by Good Housekeeping Magazine. It is one of the most affordable Nespresso machines, balancing features with price and design, making it a “best buy” for most people. It can be purchased for around 90 euro.



A pack of 10 coffee pods can be purchased from Aldi for 1.99 euro, giving a unit price of under 20 euro cents per capsule.

The Woodwork Dust Control Co Ltd

Leaders in Dust Control Technology

A Complete Wood Waste Extraction Service to all Timber Industries

- ★ Design, Manufacture, Installation
- ★ Large hopper filters, fans, cyclones
- ★ Small bag filters, rigid ductwork, flexible hose
- ★ LEV COSHH testing, assessment, service
- ★ EWI-THERM Wood burning stoves
- ★ Fast nationwide service



Contact us for our FREE product catalogue:

Tel: 01844 238833 Fax: 01844 238899

Email: enquiries@woodworkdustcontrol.co.uk

Web: www.woodworkdustcontrol.co.uk