

Kitchen Maker

Issue 53

Online



**PRETTY AS
A FLAMINGO**

Thickness planer | Surface planer

T45 T54

T45 and T54:
two singles – making up
a perfect couple

With the T54 surface planer and the T45 planer, you get two specialists which complement each other to perfection. Unlike with a combined planer, each of the machines is designed for its respective task without any compromises.

The machine that you currently require is available immediately without requiring conversion. Thanks to the space-saving installation, the planer and the surface planer together take up hardly any more space than a combined machine. And what's more, the individual machines can be operated in parallel without any restrictions. This has particular advantages especially when working on time-critical orders. An important advantage when working on time-critical orders is that the two individual machines can be used separately.



MARTIN

www.martin.info

England and Wales

MWM Markfield Woodworking Machinery Ltd. – www.mwmachinery.co.uk

Scotland

AWMS Engineering Ltd. – www.awmsltd.co.uk
WS Woodmachinery – www.wswoodmachinery.co.uk

Northern Ireland

Electro Tech Machinery Ltd. – www.electrotechmachinery.com

Republic of Ireland

HIGH-TECH MACHINERY Ltd. – www.high-tech.ie

CANDYFLOSS COLOURS IN THE KITCHEN

PRETTY AS
A FLAMINGO

IF you're thinking of something different for your kitchen design, then think pink. A pink kitchen is a sure fire way to inject a boost of positivity and personality into an interior scheme.

If you're into bright colours then a hot pink splash back could introduce the colour blast you crave. For quieter tastes there are beautiful pastel pink kitchen cabinets that look positively divine

when combined with white marble worktops.

You can also easily add the colour to an existing kitchen installation by introducing pink appliances and pink kitchen accessories, or even just a lick of blush paint.

Here are some tips and tricks to make your kitchen design look rosy and at the same time, introduce a stunningly intense vibrancy into an otherwise drab kitchen.



VISIT US AT WWW.KITCHEN-MAKER.CO.UK - ONLINE MAGAZINE





PRETTY AS
A FLAMINGO

Turn up the contrast. If your kitchen is going to be on show in an open plan scheme then you might as well make it pop.

Light pink kitchen units and pink wall decor will look quite dramatic set atop black base units and a black floor for a highly contrasting appearance.

Add in drama with dark cabinets. When we first imagine a pastel coloured kitchen, we might think of an ultra light and airy space, but pastel pink kitchen units look just as good when teamed with black, or grey cabinets and decor.

A dark wood dining table helps to create a balance between the two opposite ends of the colour spectrum.

Paint with light and shade. In a minimalist kitchen you can easily create visually interesting tones by using areas of light and shade.

Strip lights around the frame of the splash back and the ceiling perimeter help add dimension to the flat colour.

Accessorise pink kitchen decoration with warm metallic accents. Gold lights and copper kitchen accessories look gleaming and gorgeous against blush pink.

Add just a touch of pink. It is possible to find a hint of pink in white paints, greys and beige to introduce a delicate note of rosiness to a room.

Balance out bold colours. Bright flamingo pink kitchen cabinets make a wild wall of colour and yet the overall scheme can still come across as being quite calming.

A marble splash back and countertop can be used to add sophistication. A black dining table and plush grey fabric dining chairs will take the colour scheme down a couple of notches.

Use reflection. You can introduce a subtle pink glow just by reflecting pink flooring, or a pink kitchen rug off glossy white surfaced units.

Warm wood tones combined with pink are a match made in heaven. The softest, subtlest pink units can bring just a hint of warmth to an all-white décor.

One pink accent wall can add a quirky kick to a plain open plan space. Dress the countertops with mini vases of floral blooms.

A sweet pastel pink kitchen works well with nature's greenery

VISIT US AT WWW.KITCHEN-MAKER.CO.UK - ONLINE MAGAZINE





and understated flora go well with the delicate look.

Go tropical! Push your pink feature wall into the bright coral end of the spectrum and team it with fresh green accents to create a totally tropical taste.

Take your pink scheme to new heights with a pink painted ceiling. This effect works particularly well in rooms with a lofty ceiling height, as adding colour up high can help the space appear warmer.

Beware of painting a low ceiling in strong colours, as the effect can be overbearing and make the room feel much smaller.

Create a classic beauty. A pink kitchen doesn't have to come across as ultra modern, or quirky.

Be original with open kitchen shelving. Why have white, when you can have pink?

Chose a reflective copper, or gold plinth to underline soft blush units with an added touch of class.

Natural tones of wood, brown leather and woven baskets can be used to complement the pink spectrum.

Create your own fabulous flooring design with flashes of pink. A traditional herringbone design floor can start off in solid natural wood tones before breaking away into planks of pink and white.

Arrange a feast for the eyes. A sugary marshmallow pink kitchen island can look quite stunning.

Use dark grey units behind the accent island to prevent the scheme from appearing saccharine.

Place pink against a solid black background for a seductive look. A plush black and pink floral kitchen rug can be used to make the space look positively sumptuous.

Alternate the colour of wall units to make a pattern or a free-flowing design. Highlight the effect with under-cabinet strip lights. Blue tiles against a pastel pink kitchen make for an electric combination.

Pick out a pattern in pink. Use coral pink tiles for the kitchen splash back, A black kitchen faucet and concrete decor can be used to balance out the sweetness.

Pink can work equally well as an accent in an industrial style kitchen. Continue coloured accents into a connected dining area, or open plan lounge.

You can add softness and depth to a painted feature wall with a rag roll wash.

Looking for a cheap and instant injection of the colour pink? Pepper a monochrome scheme with colourful pieces, such as pink bar stools, or a collection of pink fruit bowls.

Alternatively, you can always simply work with what you've got. You can lift an existing white kitchen scheme with a relatively inexpensive pink upstand, some bright artwork and a statement rug

For a little more outlay you could replace worktops with a brighter options, maybe match up the plinths and apply decals to plain cabinetry. It is even possible to add a pink sink!

Give your solid wood kitchen island the pink treatment via a shiny new countertop and it will put the icing on the cake.

Isolate a single stripe of colour. A pink range cooker with matching splash back can create a shocking splash of vibrant colour.

Perfect a patchwork of pink. In an existing kitchen it is easy to add a mix and match tiled splash back design. In this way you will create the kitchen equivalent of the type of patchwork quilts favoured by our grandmothers.

Pink edged wall shelves, kitchen island drawers and a single bright wall unit in a dark niche can also be used to colour the room.

Use large appliance to make a statement. A pink SMEG fridge will certainly introduced a vibrant splash of colour to even the plainest kitchen design

Introduce colour by means of tinted glass, or boldly coloured kitchen pendant lights.

Rose pink makes an ideal hue in a vintage kitchen.

Think big! Take a bright splash back from the worktop all the way up to ceiling height.

Go for bust by introducing pink cabinets, colouring the room with tall larder units and an expanse of wall cupboards. Pink kitchen curtains add a touch of summer cheer to even the greyest day.

Remember that even a very small kitchen can hold colour and pattern. Keep the look fresh with subtle muted tones combined with monochrome shades

Paint an old wooden dresser in your favourite shade of pink to introduce colour and introduce new life into a tired scheme.

There are simply dozens of ways that the colour of candyfloss can be introduced into your kitchen. Perhaps this article will inspire you to paint it pink!

PRETTY AS
A FLAMINGO



BETTER KITCHENS LAUNCHES NEW GAME-CHANGING TECHNOLOGY

BETTER Kitchens Ltd has launched its ground-breaking Smart Checklist system. As an industry-first technological innovation, the Smart Checklist system represents a leap forward in the company's unwavering commitment to assist consumers in navigating the escalating cost of living crisis.

This revolutionary tool is at the forefront of facilitating savings by offering reductions of up to 50 per cent off the usual high-street prices for a wide range of kitchen fittings and accessories.

Addressing the Challenging Economic Climate with a Pioneering Solution

In today's turbulent economic environment, marked by rising costs and financial uncertainty, Better Kitchens Ltd recognises the urgent and growing need for cost-effective solutions that do not compromise on quality, or functionality. This understanding lies at the heart of the creation of the Smart Checklist system.

This pioneering tool in the industry utilises the latest in technology to provide a detailed, comprehensive analysis of each customer's unique order.

The system precisely calculates the required quantities for an extensive range of kitchen accessories, including plinths, cornices, trims, worktops and handles.

The result is an assurance that customers purchase only what they need, preventing unnecessary expense, or excess.

By eliminating waste and increasing inventory efficiency, the Smart Checklist system extends significant savings to customers, making high-quality kitchen renovations more accessible than ever.

The Smart Checklist: A Game Changer in the Kitchen Industry

'The Smart Checklist system is a monumental game-changer in our industry,' declares chief executive officer of Better Kitchens Ltd, Ardene Stonemason.

'This is an unprecedented development in the kitchen industry;

there's no other company that can offer this unique functionality.

'The introduction of this innovative feature re-affirms our steadfast dedication to providing the best value and savings to our customers, especially in these economically challenging times. Our commitment to leading the industry in providing affordable DIY kitchens and kitchen units is unwavering and resolute,' she adds.

Empowering Customers with Intuitive Online Tools

Complementing the Smart Checklist, Better Kitchens Ltd offers an innovative online kitchen planning tool, designed to enhance the customer journey.

This technologically advanced tool empowers consumers to design and visualise their dream DIY kitchen from the comfort of their own home, blending convenience with control.

It offers customers an unmatched level of freedom in personalising their kitchens. From choosing kitchen layouts and styles to selecting the right kitchen accessories, customers can make informed decisions that best reflect their personal taste and needs.

The end result is a time-saving solution that ensures that the final product is a perfect match to the customer's unique vision.

A Vast Showcase of Kitchen Styles and Colours

In addition to its digital tools, Better Kitchens Ltd takes pride in presenting an expansive range of kitchen styles and colours in its showroom.

The spectrum of options is designed to cater to every aesthetic preference.

Each style is a testament to the company's commitment to quality and craftsmanship, offering varied options to suit differing tastes and budgets.

Want to find out more?
Visit www.betterkitchens.co.uk



VISIT US AT WWW.KITCHEN-MAKER.CO.UK - ONLINE MAGAZINE

DIGITAL TWIN SIMULATION SOFTWARE DELIVERS HARD BENEFITS TO KITCHEN MANUFACTURERS

THE prevention of costly collisions and accurate calculation of job lengths are just two of the benefits of digital twin simulation – available to CNC operations via Biesse's B_SOLID software.

Software is often overlooked as a way of driving efficiencies and reducing CNC processing errors. This is mainly because many kitchen furniture manufacturers have experienced the limitations of manual co-ordinate-based software, whose lack of 3D functionality precludes five-axis simulation.

A sharper simulation tool

However, in recent years, software has advanced significantly, opening up new opportunities for a value-driven approach to CNC software development.

Biesse has harnessed these advancements in the shape of its B_SOLID software, which allows machining operations to create a digital twin simulation of the CNC process.

With B_SOLID, powerful processing, sophisticated 3D visuals and machine learning capabilities combine to elevate machine software functionality to a new plane.

What does B-SOLID actually do?

B-SOLID gives users a unique view into their CNC machine by creating a digital twin – that is a virtual replica of their real-world machine. Working on the machine's control panel, or on a remote PC, the user can use B_SOLID to design a machining programme for a particular project, such as a kitchen.

They can then run a rapid and realistic 3D simulation of that programme – de-risking the project by verifying the feasibility

of the intended tool-path, machining speed and tool selection and giving an accurate estimate of job completion time.

On-site CAD drawing capabilities

Typically, kitchen furniture manufacturers will obtain a CAD drawing of the project and import that directly into the machine software. However, if errors are detected, or changes to the design are required at this stage, the CAD drawing has to be sent back to the originator and amended. With B_SOLID this isn't necessary.

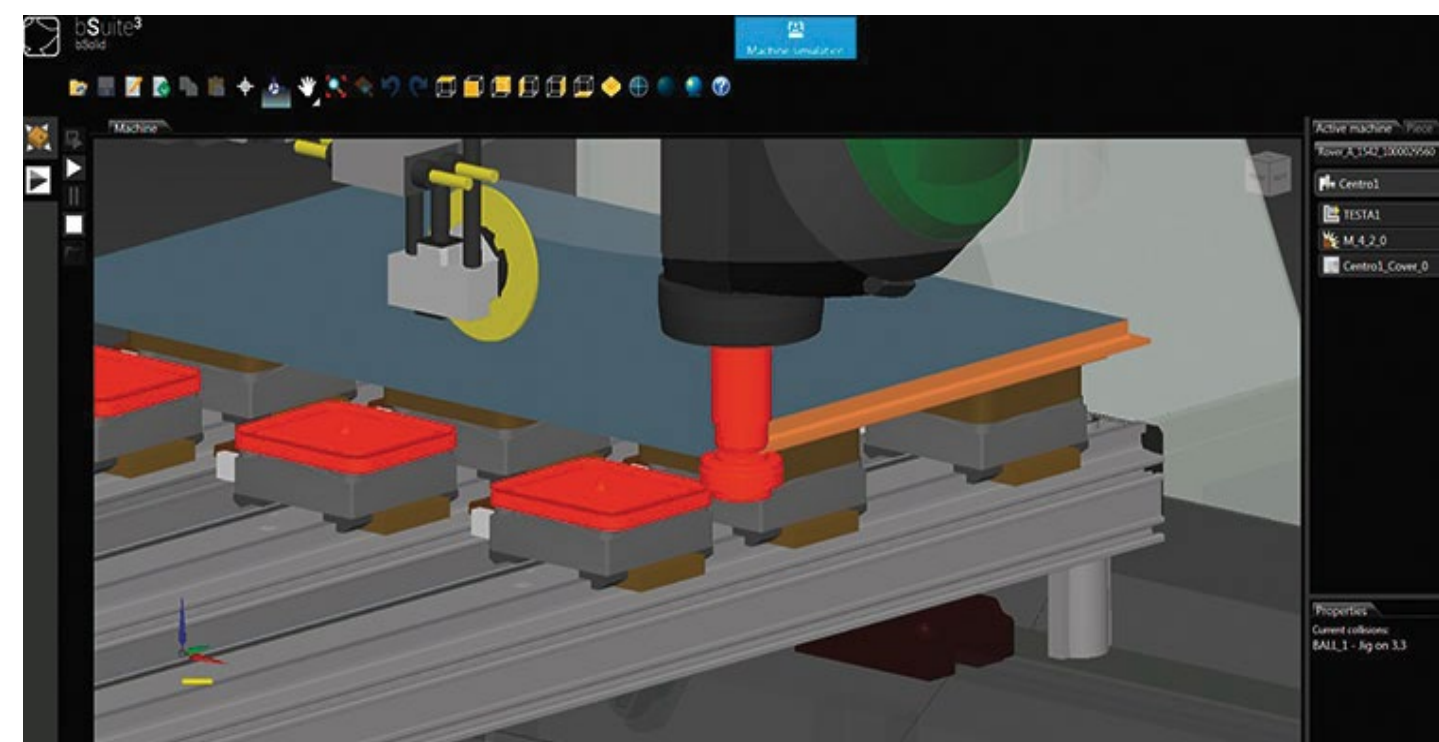
Users can manipulate CAD drawings within the machine's drawing tool, without the need for additional software. This saves time going back and forth to the customer when changes are required.

This functionality also extends to imported files from third party software providers. These files are imported as a native Biesse CIX file and, therefore, can be manipulated in the same way as an original Biesse part programme and can be integrated into the simulator and work list.

How can I get B_SOLID?

Part of Biesse's B_SUITE range of advanced software solutions, B_SOLID is supplied as standard with any Rover CNC machine. Following a feasibility study, existing machines can also be upgraded to run B_SOLID.

Want to find out more? Visit www.biesse.com



Thanks to the collision check, any interference between machine parts can be verified directly from the office, so potential errors can be prevented, or corrected.

VISIT US AT WWW.KITCHEN-MAKER.CO.UK - ONLINE MAGAZINE

PANELCO'S PARTNER REVEALS A CLUTCH OF STYLISH CONTENDERS



SAVIOLA is the eco-friendly choice that always upholds style; this Italian manufacturer has everything for the on-trend kitchen manufacturer.

Panelco has partnered closely with Saviola since 2020 and the company's passion and enthusiasm for this collection make this most recent update a simple choice.

Back in January, Panelco introduced designs at the company's Innovation Event, inviting customers to help choose the most popular decors that they felt that they would benefit from.

Working closely with their customers, they ensured a seamless update utilising the feed-back given.

After months of research, Panelco has introduced 18 new decors to add to the existing collection, making this a strong contender in the design and specification process.

Here we see unique textures and designs to enhance the current collection; the Leonardo finish has two contrasting tones of grey and black, creating an air of fantasy and a stand-out vision, an elaborate authentic wood finish derived from the look used in contemporary architecture.

Both tones can easily be used as a focal points in kitchen furniture manufacturing to create modern and impactful schemes.

Vetta gives the option of a light, or mid-toned grain in a slatted intricate wood design inviting you to touch; this ribbed effect is a contemporary take on a striped wood effect. Strips paired with texture create a fascinating piece. The surface is the key to Saviola's design process and this certainly does not disappoint.



The more straightforward design with a light, or dark tone is the On Track; this finish is plaid-like, structured to enhance a modern look, but with the elegance of a classic eucalyptus bark-like appearance. A bold deep textured appearance is a must for interior design.

The natural sensation of stone is a trend that is still popular and the four Art stone designs chosen were popular with customers at the event—offering a variety of light and dark greys with pops of natural colours to enhance and complement schemes that require a natural look.

Blunt, the alternative to its real marble counterpart, is an addition to the already vast selection of marble finishes, displaying a perfect blend of a solid black modern theme with classic white veins to give this décor an elegant look.

Traditional oak never goes out of style; here there are three Baysen tones to choose from in an updated, natural contemporary look.

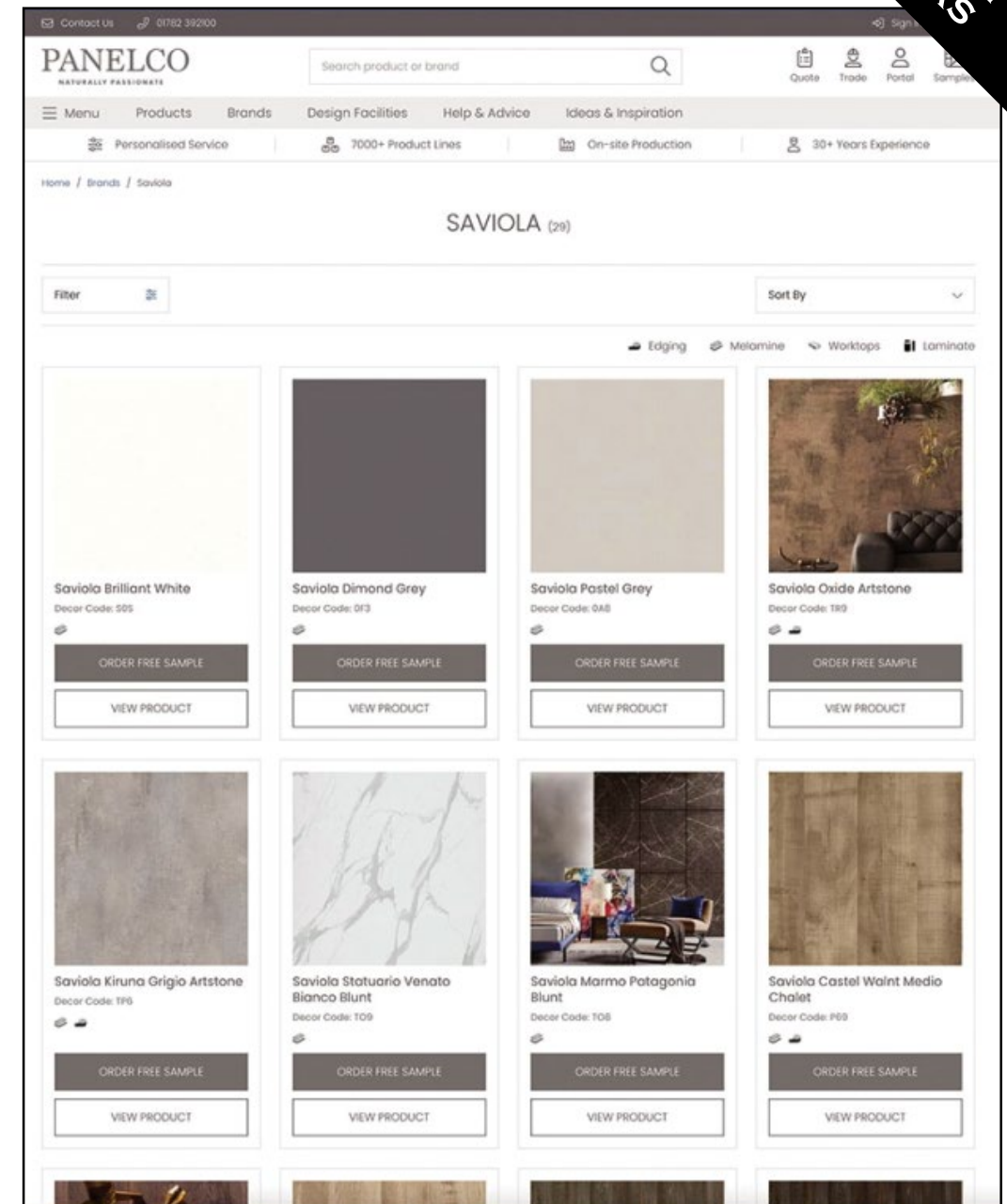
Not all designs warrant a deep knotted oak and these designs are perfect for a more paired-back, calm feel.

Synchronised textures are one of the classic Saviola designs; combining a traditional oak with the linear retro design creates Stripped Wood finishes a vintage, yet classic overall look.

The planked effect with the bold vertical lines in contrasting tones displays a contemporary décor - providing the opportunity to mix and match the application, giving multiple directional pieces a real modern success.

Created with the heart and designed with passion, Saviola, the eco-ethical choice is a perfect partner for Panelco; all 18 designs are now available to order, all with a matching 1mm edging along with sample swatches.

Want to find out more?
Visit
www.panelco.com



WOODEN FRONTS - A PIECE OF NATURE FOR YOUR KITCHEN

FINE grain, a warm appearance, subtle colour differences: made from solid woods and fine veneers, the wood fronts by next125 are natural, sustainable surfaces for the kitchen.

Nature, and wood in particular, has a positive effect on people. When we look at wood, our stress levels are reduced and we relax.

The next125 kitchens with wood fronts enable you to experience this beneficial effect in your kitchen every day.

An intriguing interplay of lines.

Authentic materials, such as wood are pleasing to all the senses and bear witness to great attention to detail and deep-rooted craftsmanship.

Wood makes the room warm and cosy, provides countless design options and is an age-old classic that skilfully links rooms and builds bridges.

The nx670 kitchen leaves plenty of room for work and leisure, bringing modern wood kitchen design and materials to a whole new level.

The wood front with vertical grooves combines modern, linear design with the warm, classic appearance of this natural material in tall units, base units and wall panels wherever they are to be fitted in the newly designed kitchen.

Available in two different finishes – elegant light oak bianco and




An intriguing interplay of lines.

VISIT US AT WWW.KITCHEN-MAKER.CO.UK - ONLINE MAGAZINE



With its vertical grooves, nx670 combines modern design with the warm appearance of wood.

Wood fronts are the ideal partner for glass and marble-effect ceramic.



nx660 in elegant natural oak with design frame.



Elegantly framed- in the wood front with design frame, the natural aura of wood takes centre stage



Nature, and wood in particular, have a positive effect on people. Our stress levels go down and we relax. The next125 kitchens with wood fronts enable you to experience the beneficial effect of adding a touch of nature to your kitchen.3



VISIT US AT WWW.KITCHEN-MAKER.CO.UK - ONLINE MAGAZINE

VISIT US AT WWW.KITCHEN-MAKER.CO.UK - ONLINE MAGAZINE

natural walnut – it gives the room a sophisticated, minimalistic look and is a real pleasure to touch.

Wood fronts also provide unlimited freedom in combination with other materials. Whether as the ideal partner for gleaming glass, or cool ceramic with a marble effect – wood blends timelessly and harmoniously into the overall picture.

Elegantly framed

In the wood front with design frame, the natural aura of wood takes centre stage. The Nordic-inspired front with its low-key look is an homage to classic kitchen design. Just like a painting, the fine, mitred frame underscores the beauty of the wood's natural grain.

In terms of variety, wood fronts are also a good choice: the nx660 in

elegant natural oak with design frame is available in a range of six colours, from light bianco to pearl grey through to dark tobacco. Contemporary, wooden surfaces provide plenty of scope for individuality and design ideas.

Not even the functional aspects make wood lose its composure. English pull-outs stylishly store all necessary kitchen utensils, so that they are always close at hand. The alternating design of open and closed fronts provides both variety and calmness alike.

The kitchens with wood fronts by next125 combine award-winning design, precise workmanship and high-quality materials to give you moments of enjoyment every day in timelessly elegant surroundings.

Want to find out more? Visit www.next125.com



English pull-outs provide practicality and design in perfect harmony.

VISIT US AT WWW.KITCHEN-MAKER.CO.UK - ONLINE MAGAZINE



HÄFELE UK LAUNCHES NEW ADDED VALUE SERVICE+ PACKAGE FOR KITCHEN MAKERS



MANUFACTURED and distributor, Häfele UK has launched a new suite of services designed to add value to its customers' businesses from concept through to installation and beyond.

Service+ comprises four key elements each designed to give extra help and expertise across planning, design, customisation and pre- and post-sale support, allowing customers to focus on serving their clients, delivering projects and growing their business.

Service+ Knowledge connects customers with Häfele's in-house experts who can support with specialist product and industry knowledge.

Using their experience, the team helps customers maximise Häfele products and services to meet their needs and identify additional time and profit-enhancing opportunities to develop their business.

The Service+ Knowledge team can also signpost customers to the Häfele Academy for workshops and training, aiding people and personal development.

Service+ Planning provides planning and specification advice during the design stage, to ensure that customers are choosing the right products for the right application to enhance their client's design.

Technical experts will create personalised recommendations for customers' briefs, along with a ready-to-order parts lists, installation advice and instructions to help streamline the process.

Helping customers go from design to reality and building on the success of Häfele to Order, Service+ Customised offers a wider range

of custom manufactured solutions, including bespoke timber and assembled drawers, worktops, lighting, handles and cabinet components.

The new service also offers online estimating for certain products with the result that pricing can be obtained out of hours.

Additionally, customers can use Service+ Customised to order a combination of ready-configured products and components packaged to their needs and have them delivered straight to site. Ideal for businesses of all sizes, this service has no minimum order quantity.

The final element of Häfele's enhanced offer is Service+ Assist, providing ongoing technical support pre- and post-sale, including repairs, maintenance and advice, with a 24-hour support line available on some product ranges and on-the-ground support during business hours.

Through Service+ Assist, customers can get help with showroom, or installation demonstrations to aid business development, or offer after sales support and peace of mind to purchasers.

'Our customers face a unique set of challenges today. Their order books are full, but the skilled expertise required to deliver work and elevate their offer are hard to come by,' says Service+ Project Head at Häfele UK, Sam Melling,

'Meanwhile, digitalisation is speeding up and simplifying some processes, but significant investment of both money and time are needed to make key technologies part of many businesses.

'Through Service+, we want to offer the extra pair of hands so many of our customers desperately need and give ways to increase their productivity and efficiency further.

'As well as creating a suite of new services, which are our investment into our customers' success, Service+ is also a promise to continually develop our support, with fresh ideas that are always in line with our customers' needs.

'To us, being part of our customers' teams means one thing – making their lives easier. That can be achieved with the specialised expertise, platforms and procedures we have on offer and we are looking forward to seeing how the industry utilises Service+ to their advantage,' concludes Mr Melling.

Alongside Service+ Häfele provides same day shipping on orders placed before 4pm, product life-time guarantees, access to 65,000 product items via hafele.co.uk and a team of over 100 specialist advisors all designed to support customer needs.

Want to find out more? Visit www.hafele.co.uk

NEW MANAGING DIRECTOR AT HÄFELE UK

HäFELE UK has appointed Richard Curtis as its new managing director, in the same year that the group celebrates its 100th birthday.

Richard Curtis joined the manufacturer and distributor of furniture fittings, architectural hardware, LED lighting and electronic access control systems earlier this year.

He brings with him more than 20 years' experience as a managing director across manufacturing and distribution businesses connected with the building products and lighting market sectors.

His key skills lie in managing sales organisations, driving profitable growth and developing new market opportunities through brand leadership and strong customer relationships.

Moving forward, he will be responsible for the day-to-day running of the business, driving growth and building on the major successes it has



already achieved.

'Häfele is renowned for its heritage, innovation and outstanding service for customers working in all areas of retail, production, design and installation,' says Richard.

'Being able to join such a capable team, at what is a pivotal moment in the group's history, is a huge opportunity and one I am already enjoying.

'Everyone in the team is committed to Häfele's values and ethos, which centre on making life easier for customers with products and services that transform the norms of the sector,' he adds.

'I'm looking forward to being at the helm of the business, as we continue to grow, develop and set new standards of excellence in the market,' he concludes.

Want to find out more? Visit www.hafele.com

ALL THE SECRETS OF FLAT LAMINATION

LAMINATING FLAT SURFACES

FLAT lamination of panels and boards is commonly used in the construction and furniture industry. The surface-laminated panels are used in a wide range of areas, such as kitchen fronts doors, furniture components, floors, ceiling panels and wall panelling among others.

Designers and architects are constantly working on innovative trends and products, which has led to an endless range of decors, colours and surface solutions. These often pose special challenges for the manufacturing companies.

High gloss, or super matt surfaces are very demanding to produce and require expert knowledge in terms of lamination and the sheathing of panels and boards.

Know-how is the key to success

TAKA has many years of experience in the field of profile and flat lamination and employs a team of specialists who are available to advise customers on all questions and projects.

In this way the company can ensure that, thanks to its adhesives, its customers can manufacture high-quality and competitive products that meet the highest demands.

TAKA's specially founded Academy offers special training courses about flat lamination, aimed at machine operators, as well as production managers.

In flat lamination and panel wrapping, hot-melt adhesives are usually



used to bond the decorative films over the entire surface.

This is usually undertaken on industrial panel laminating machines, which apply the adhesive to the decorative material either by means of a slot nozzle, or by roller application to the panel to be laminated.

Depending on the production process, different working parameters must be observed to achieve the best possible results.

In general, when there are above-average demands on the quality of the bond, PUR hot-melt adhesives are used, as they have the highest resistance to heat, moisture and chemical substances of all hot-melt adhesives.

Roller application in flat lamination is still the most widespread application method. The PUR adhesive is melted and then applied to the panel using a rotating application roller.

The disadvantages of the roller application process are the imprecise adhesive application and the high cleaning costs of the system.

Slot nozzle application is still the most technically advanced solution for flat lamination. It is characterised by economical adhesive consumption and maximum precision in the adhesive pattern, which means that even demanding surfaces, such as high-gloss and matt finishes can be produced in reliable processes.

Similarly, slot nozzle application offers maximum flexibility in the application width of the adhesive and enables the panel edges to be wrapped (post-forming) in the same process step.

Sustainability of TAKA PUR adhesives

TAKA optimises its in-house production processes with efficiency, but also sustainability in mind. PUR adhesives for roll coater and slot nozzle are manufactured on the most modern production facilities, which are powered by electricity from 100 per cent renewable energy sources.

They work with closed water systems, so that no fresh, or drinking water must be fed in and rely on certified waste prevention and disposal solutions.

Want to find out more? Visit www.britishadhesives.co.uk



VISIT US AT WWW.KITCHEN-MAKER.CO.UK - ONLINE MAGAZINE

The Woodwork Dust Control Co Ltd

Leaders in Dust Control Technology

A Complete Wood Waste Extraction Service to all Timber Industries

- ★ Design, Manufacture, Installation
- ★ Large hopper filters, fans, cyclones
- ★ Small bag filters, rigid ductwork, flexible hose
- ★ LEV COSHH testing, assessment, service
- ★ EWI-THERM Wood burning stoves
- ★ Fast nationwide service



Contact us for our FREE product catalogue:

Tel: 01844 238833 Fax: 01844 238899

Email: enquiries@woodworkdustcontrol.co.uk

Web: www.woodworkdustcontrol.co.uk

